

Section: A-A

Specifications

Material

- Insulator: LCP, UL 94V-0, Black
- Contact: Copper Alloy (C1814)
- Mid Plate: Stainless Steel (SUS301)
- EMI Plate: Stainless Steel (SUS301)
- Shell: Stainless Steel (SUS304)

Plating

- Terminal:
 - Contact Area: 3µ" Gold over 50µ" min. Nickel
 - Soldering Tails: Gold Flash over 50µ" min. Nickel
- Shell: Nickel
- Mid Plate: Clear
- EMI Plate: Clear

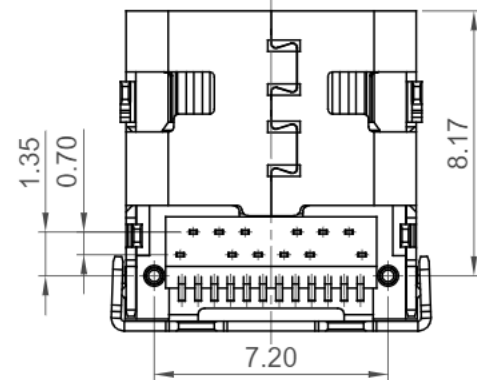
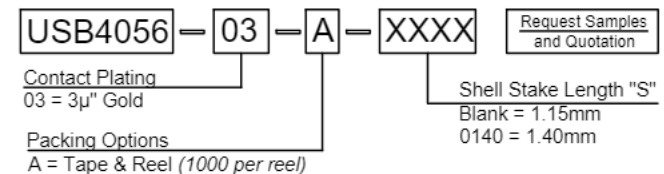
Electrical

- Current Rating:
 - 5.00A collectively for Vbus pins
 - 6.25A collectively for GND pins
 - 1.25A for A5/B5 pin
 - 0.25A per pin for all other pins
- Voltage Rating: 48V DC
- Power Rating: 240W
- Contact Resistance: 40mΩ max initial, 50mΩ max after test
- Dielectric Withstanding Voltage: 100V AC
- Insulation Resistance 100MΩ min

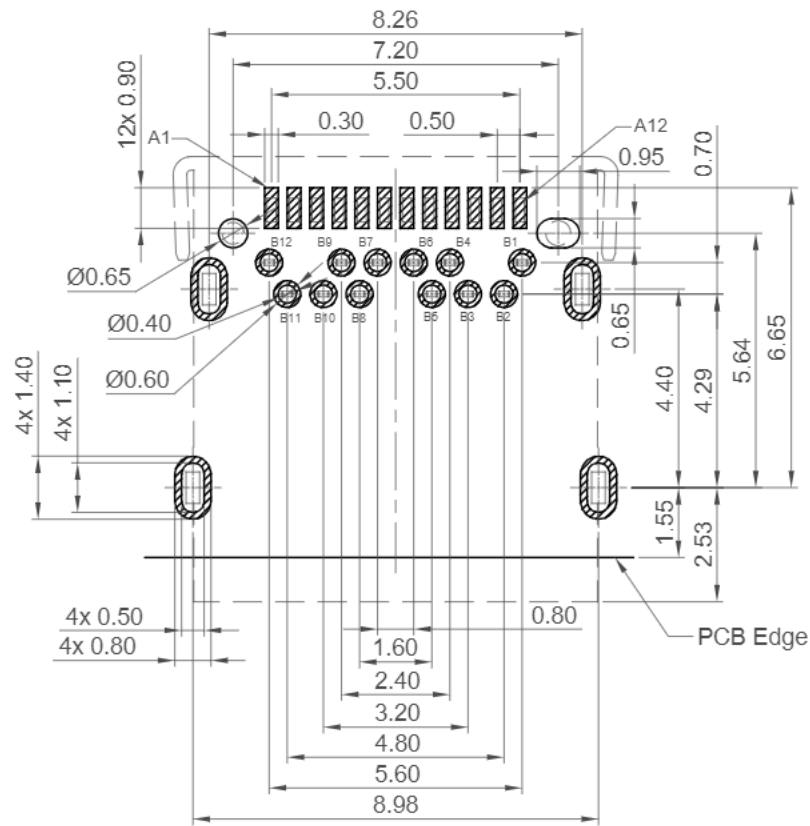
Mechanical & Environmental

- Operating Temperature: -25°C to +85°C
- Mating Force: 5 to 20 N.
- Unmated Force: 6 to 20 N after test
- Durability: 10,000 cycles

Ordering Grid

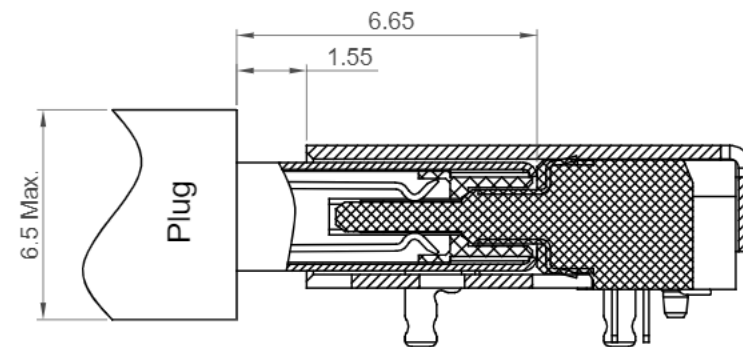


Part Number USB4056		Product Description USB3.2 Gen 2 Type C Receptacle, Horizontal, Hybrid type, PCB Top Mount.			This drawing is confidential and copyright of Global Connector Technology, Ltd (GCT). This drawing must not be copied or disclosed without written consent. E & OE
Drawing Date 22nd April 2021					
By	CC	Tolerances (Except as Noted)	Units:		www.gct.co
Detail	Drawing Release	Length	Metric (mm)		
Revision	A3	X.X ± 0.30			
Date	12/06/23	X.XX ± 0.25 X.XXX ± 0.10			
Not to Scale	Drawn By CC				Sheet No. 1/3

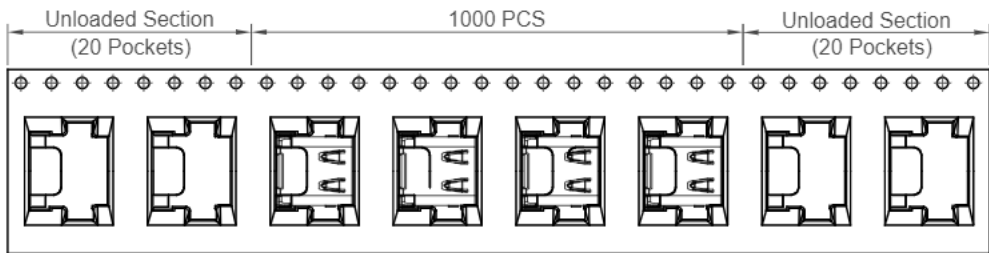


Recommended PCB Layout
 Thickness 1.00 to 1.20mm
 Tolerance: $\pm 0.05\text{mm}$
 [Hatched Box] Solder Area [Dashed Box] Component Outline

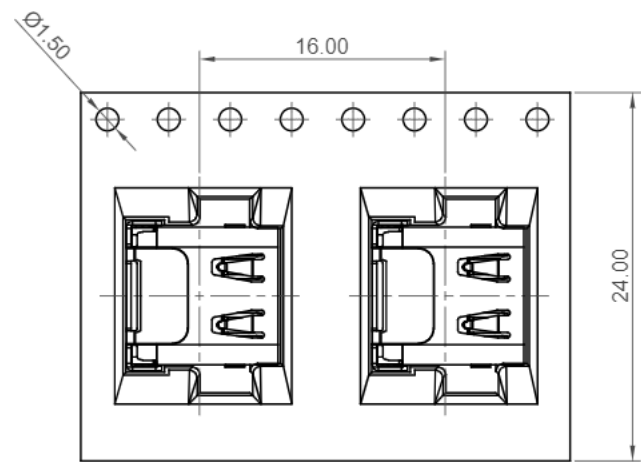
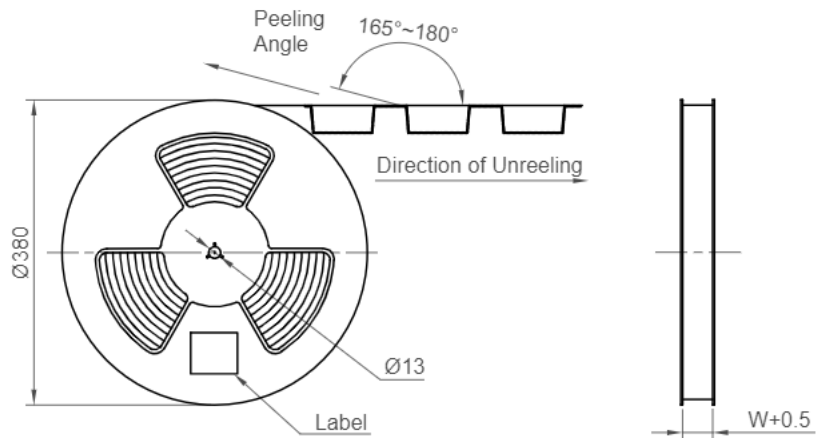
Pin	Signal	Mating Sequence	Pin	Signal	Mating Sequence
A1	GND	First	B12	GND	First
A2	SSTXp1	Second	B11	SSRXp1	Second
A3	SSTXn1	Second	B10	SSRXn1	Second
A4	Vbus	First	B9	Vbus	First
A5	CC1	Second	B8	SBU2	Second
A6	Dp1	Second	B7	Dn2	Second
A7	Dn1	Second	B6	Dp2	Second
A8	SBU1	Second	B5	CC2	Second
A9	Vbus	First	B4	Vbus	First
A10	SSRXn2	Second	B3	SSTXn2	Second
A11	SSRXp2	Second	B2	SSTXp2	Second
A12	GND	First	B1	GND	First
SHELL		GND	SHELL		GND



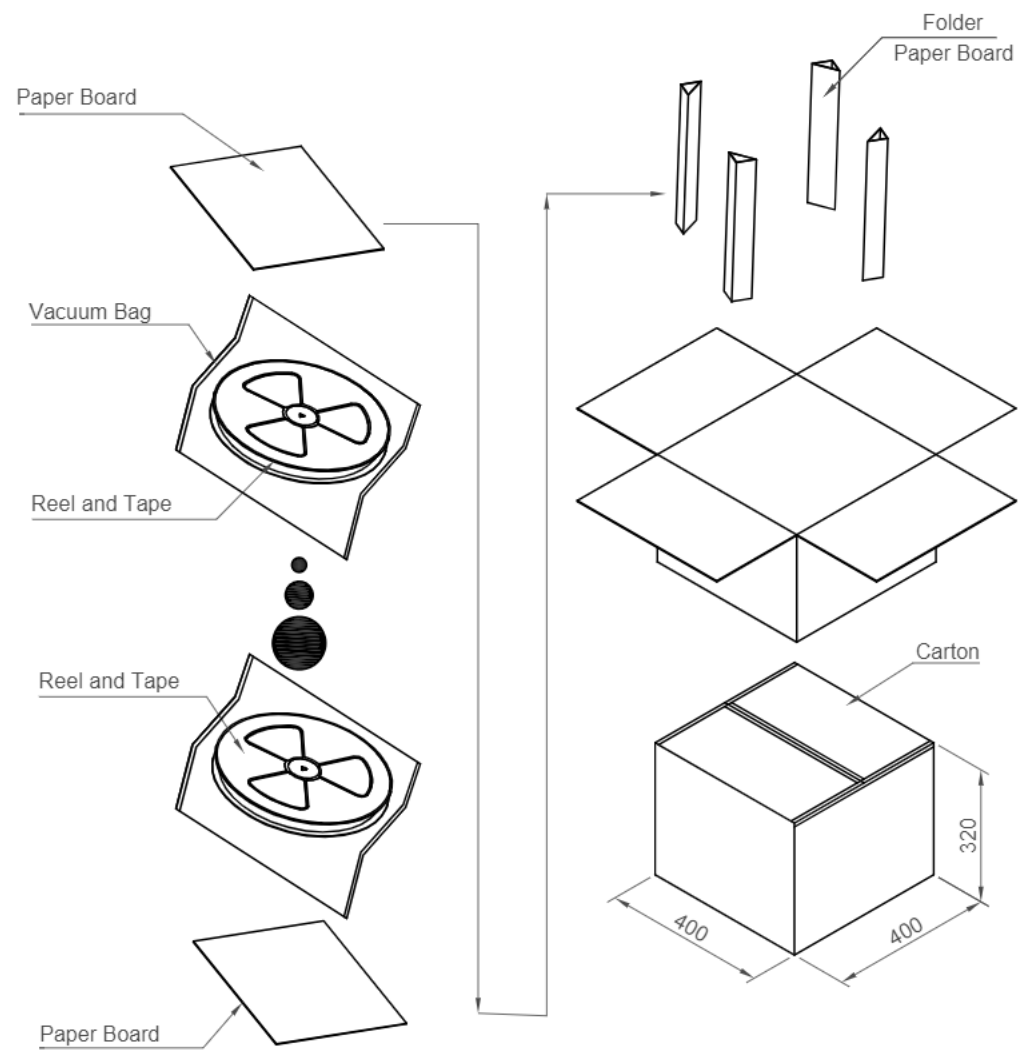
Part Number USB4056		Product Description USB3.2 Gen 2 Type C Receptacle, Horizontal, Hybrid type, PCB Top Mount.			
Drawing Date 22nd April 2021					
By CC	Tolerances (Except as Noted) Length Angle		Units: Metric (mm)	 This drawing is confidential and copyright of Global Connector Technology, Ltd (GCT). This drawing must not be copied or disclosed without written consent. E & OE	
Detail Drawing Release	X.X ± 0.30		 2nd Angle Projection		
Revision A3	X.XX ± 0.25				
Date 12/06/23	X.XXX ± 0.10				
				 www.gct.co	
				Not to Scale	Drawn By CC
				Sheet No. 2/3	



Direction of Unreeling



Direction of Unreeling



Pcs / Reel	Reels / Carton	Total Quantity
1000	10	10,000 pcs

Part Number USB4056		Product Description USB3.2 Gen 2 Type C Receptacle, Horizontal, Hybrid type, PCB Top Mount.	
Drawing Date 22nd April 2021			
By CC	Detail Drawing Release	Tolerances (Except as Noted) Length X.X ± 0.30 X.XX ± 0.25 X.XXX ± 0.10	Units: Metric (mm)
Revision A3	Date 12/06/23	2nd Angle Projection	



This drawing is confidential and copyright of Global Connector Technology, Ltd (GCT). This drawing must not be copied or disclosed without written consent. E & OE

Not to Scale	Drawn By CC	Sheet No. 3/3
--------------	----------------	------------------