

## Cat.8.1 STP Keystone Jack, Toolless

Part no.: NK4018

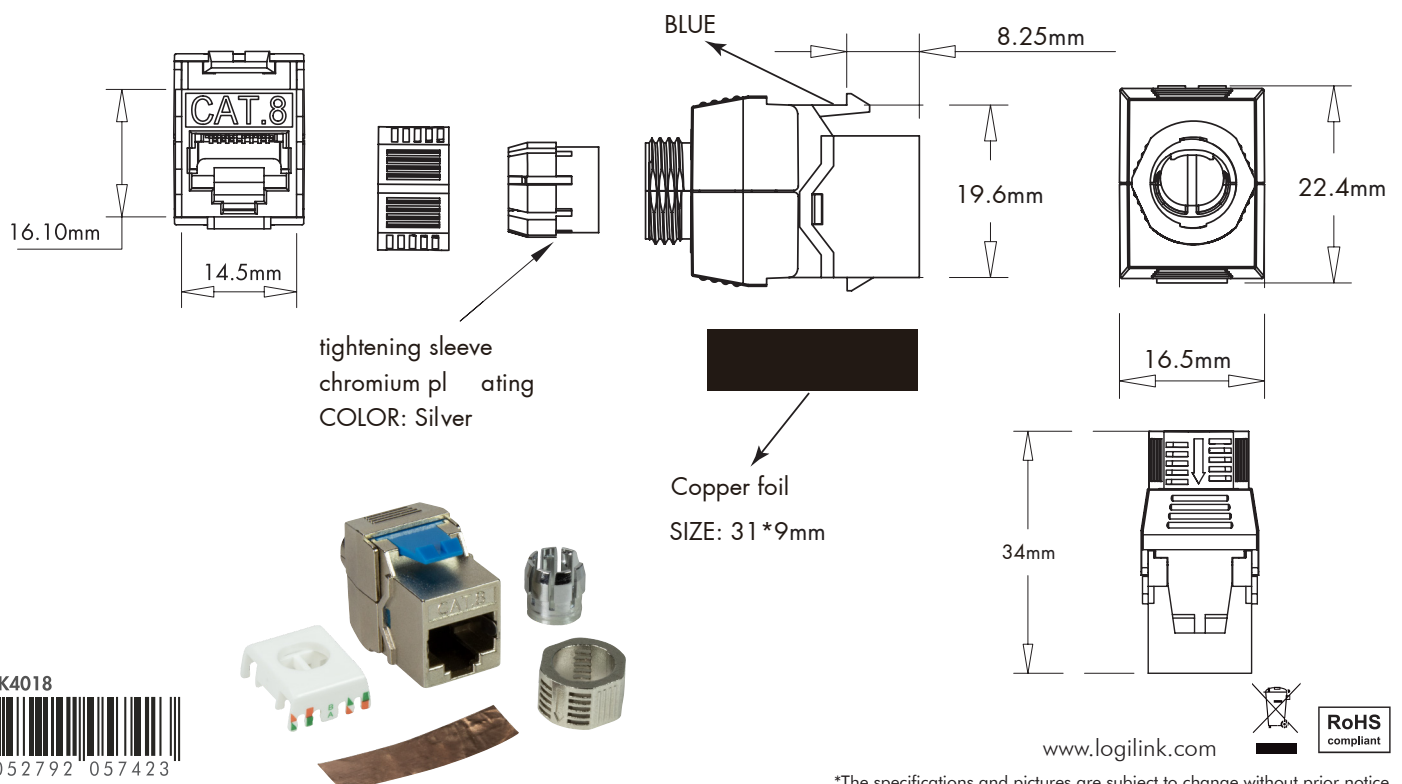
### Technical Features

Cat.8 Class I ISO 11801 Channel Link

10GBase-T, PoE, PoE+ and PoE++

For AWG22-24 solid cable

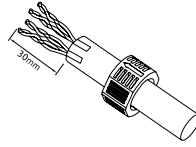
### Technical Drawing



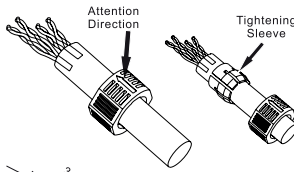
\*The specifications and pictures are subject to change without prior notice.  
\*All trade names referenced are the registered trademarks of their respective owners.

## Installation

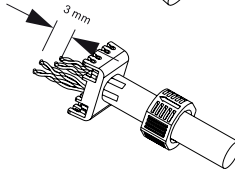
① Insert cable into strain relief boot, strip off 30mm of the cable jacket. Turn back the outer shielding layer and put a locking cap on it. Notice the arrow of the locking cap, it needs to be pointing forward.



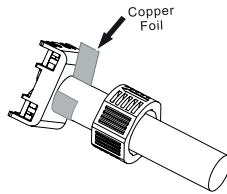
② Cut off the shield layer of each pair of lines. If the diameter is less than 6.5mm, a tightening sleeve should be added.



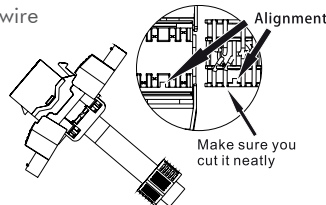
③ In order to thread easily, cut the length of the four pairs lines as the picture on the right.



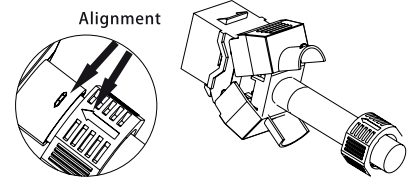
④ If the diameter of the wire is greater than 6.5mm, copper foil should be wrapped around the shielding wire.



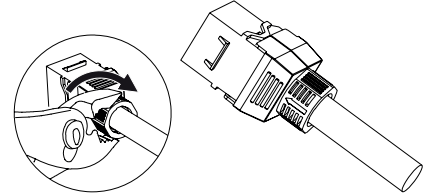
⑤ Align the slots of the wire cap, cover the wire cap, and prepress it.



⑥ Close the back cover and assemble it.



⑦ Put on the locking cap and lock it clockwise.



## Package Content

Cat.8.1 STP Keystone Jack, Toolless x 1

## Packaging Information

Packing Dimension	mm
Packing Weight	kg
Carton Dimension	mm
Carton Q'ty	pcs
Carton Weight	kg

NK4018



4 052792 057423

Made in China

www.logilink.com



RoHS  
compliant

\*The specifications and pictures are subject to change without prior notice.  
\*All trade names referenced are the registered trademarks of their respective owners.