



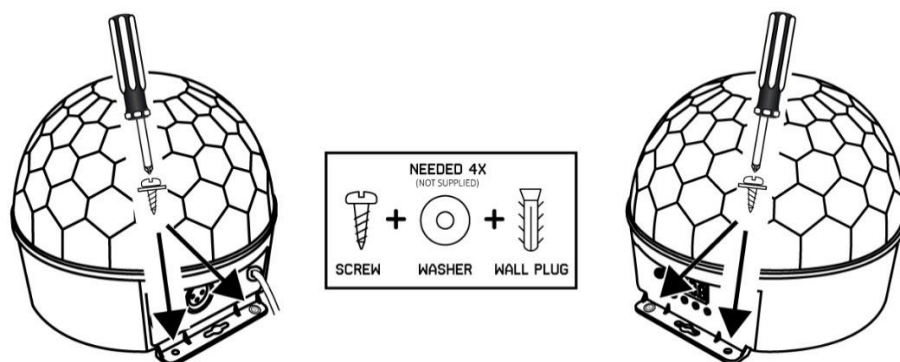
BEAMZ
MADE
EAZY

153.220 V1

JB60R JELLY BALL
QUICK **START GUIDE**

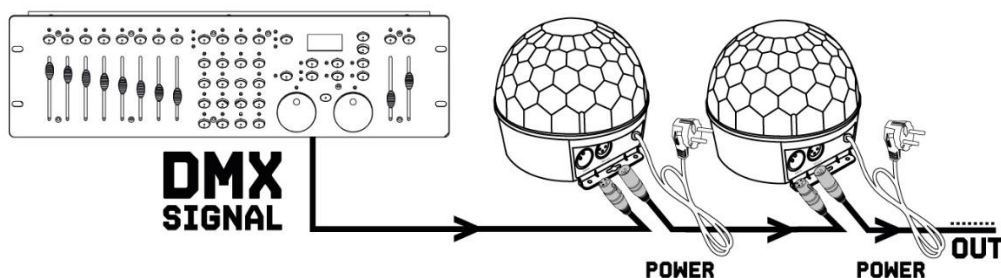
MOUNTING

The mounting place must be of sufficient stability and be able to support a weight of 10 times of the unit's weight. Secure the unit with a safety cable so that it cannot fall down.

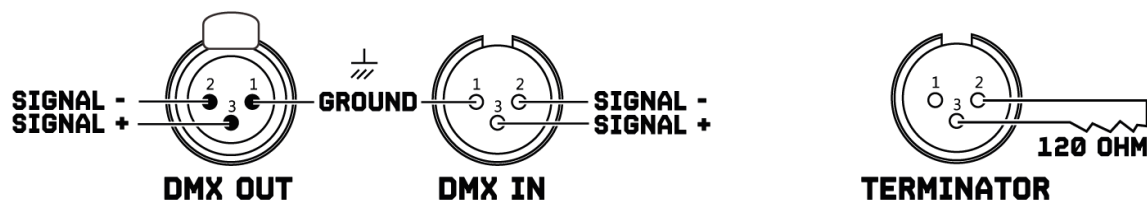


DMX512 CONTROL

If you are using a standard DMX controller, you can connect the DMX output of the controller directly to the DMX input of the first unit in a DMX chain. Always connect the output of one unit with the input of the next unit until all units are connected.



CAUTION! At the last unit, you must close the DMX line with a terminating resistor. Take an XLR connector and solder a 120 Ohm resistor between signal (-) and signal (+) and connect it to the DMX output of the last unit in the line.

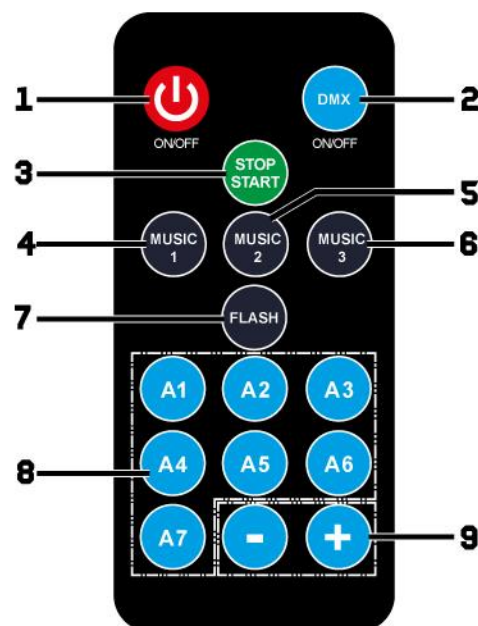


REMOTE CONTROLLER

1. ON / OFF
2. DMX mode ON / OFF
3. Pause/Start auto program or sound program
4. Sound program S1
5. Sound program S2
6. Sound program S3
7. Strobe ON/ OFF
8. Auto program, chose A1, A2, A3, A4, A5, A6, A7
9. Increase or decrease speed

CAUTION! The remote control is supplied with a battery inserted. An insulating foil between the battery and the battery contacts prevents the battery from being discharged during storage. Prior to the first operation remove the foil from the battery support on the rear side of the remote control. Otherwise operation of the remote control is not possible.

For operation, one 3 V button cell type CR 2025 is required. When inserting, pay attention that the positive pole of the button cell shows upwards in the support.



CONTROL MENU

MENU	DESCRIPTION
A1 X	Red + Yellow mode
A2 X	Green + Purple mode
A3 X	Blue + White mode
A4 X	Always light on
A5 X	Two colour mode
A6 X	Four colour mode
A7 X	Auto program
S1 X	Sound control, fast program
S2 X	Sound control, slow program
A001	DMX address setting

DMX CHANNELS

CHANNEL	FUNCTION	VALUE	DESCRIPTION
1	Master dimmer	000-255	Total brightness gradually from darkness to brightness
2	Colour	000-255	Red + yellow led dimming, from 0-100%
3		000-255	Green + purple led dimming, from 0-100 %
4		000-255	White + blue led dimming, from 0-100%
5		000-255	Strobe slow to fast

DOWNLOAD OUR FULL MANUAL IN MANY LANGUAGES

VISIT >>> WWW.BEAMZLIGHTING.COM



BEAMZ

**YOUR FUTURE
YOUR SKILLS
YOUR PLATFORM
YOUR PARTY
YOUR EVENT**



is a leading developer of lighting products, including intelligent DMX moving heads, wireless battery operated DMX effects, static washes, sound-activated club effects, strobes & blacklights, LED lighting, fog and special effects machines, lasers and indoor and outdoor architectural lighting, as well as lighting controllers and protective bags.

