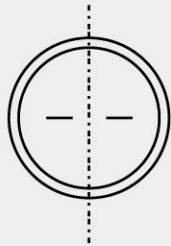
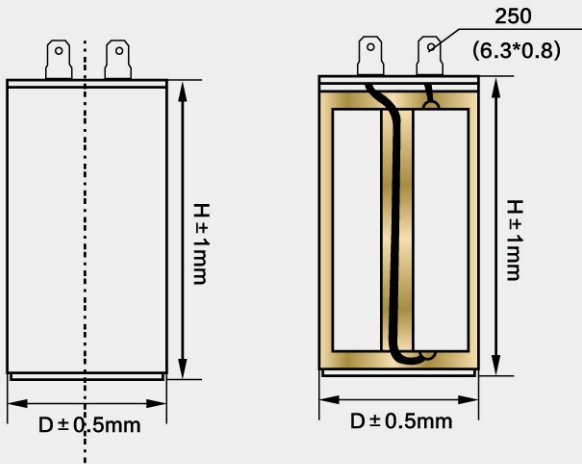


Product Anatomy



Motor run capacitors features:

- ◆ Non induction winding structure of metallic polypropylene membrane.
- ◆ It is small in bulk, has long life-span and good self-healing characteristic.
- ◆ High insulating resistance, little temperature changing inside, excellent stability of capacitance.
- ◆ Non-toxic and non-leaking, profit environmental protection.

Usages:


- ◆ Suitable for starting and operating 50Hz(60Hz)AC single-phase electromotor.
- ◆ Widely used as the start-up and running capacitor that is special for micro water pump, cleaning machine, washing machine, and single-phase household electrical appliances.

Motor run capacitor alternate design include the followings:

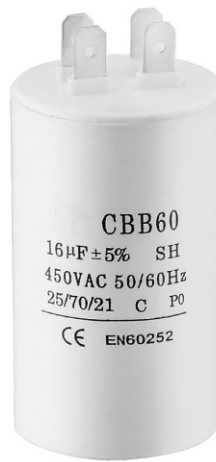
- ◆ Use round plastic shell, and insulation sealed lid for sealing, plastic lid for sealing or resin for sealing.
- ◆ Flat bottom or fixing stud M8*12
- ◆ Fasten terminals, Lug, wire, cable.
- ◆ Plastic can, ABS, PC.

Motor run capacitor specification


Capacitance range:	1-100mfd
Capacitance tolerance:	± 5%, ± 10%
Rated Alternate Voltage:	250v, 370v, 400v, 450v
Rated frequency:	50/60Hz
Operating temp	40/85/21
Insulation Resistance:	T-T ≥ 3000MΩ .uf(20℃, 100VDC) T-T ≥ 2000MΩ .uf(20℃, 100VDC)
Dissipation Factor:	Tan δ ≤ 0.002 (100Hz, 20℃)
Approvals	UL, TUV, CE
Endurance Voltage:	Between the eletrodes: 2.0Un2S Between the eletrode and the shell: 2000vac 2S



CBB60-A

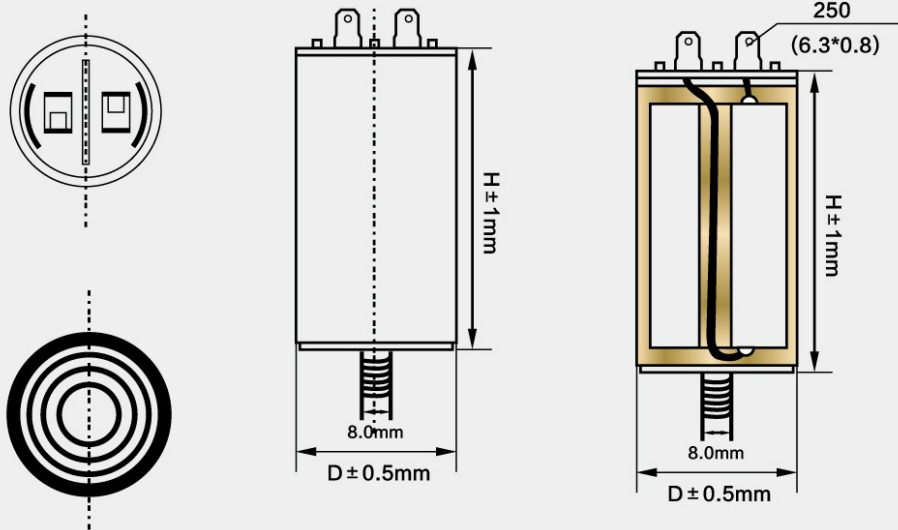


CBB60-B



CBB60-C

Product Anatomy



CBB60-D

Motor run capacitor Dimensions:

MFD	450VAC		250VAC	
	D(mm)	H(mm)	D(mm)	H(mm)
1mfd	30	50	30	50
3mfd	30	50	30	50
5mfd	30	50	30	50
8mfd	35	60	30	50
10mfd	35	60	30	50
12mfd	35	70	35	60
15mfd	38	70	35	60
18mfd	39	70	35	60
20mfd	40	70	35	60
25mfd	42	80	34	68
30mfd	42	90	42	70
35mfd	45	90	42	70
40mfd	50	90	42	70
45mfd	50	90	42	90
50mfd	50	100	42	90
55mfd	50	100	45	90
60mfd	50	100	45	90
70mfd	50	120	50	100
80mfd	60	120	50	100
90mfd	60	120	50	100
100mfd	60	120	50	100



CBB60-E